



Director Guide

the Miracle
of
Jesus
A Christmas Event for Families

The Basics



Welcome to The Miracle of Jesus!

Thanks for serving as the Director of The Miracle of Jesus: A Christmas Event for Families. As Director, you're going to make this Christmas program happen for families who attend—and you'll have a lot of fun, too.

Families that visit The Miracle of Jesus will be transported back in time to the town of Bethlehem to celebrate the birth of Jesus. It has been some years since that special night, and the miracle baby has gone on to do some truly incredible things—bringing a little girl back to life, feeding thousands with just a few loaves of bread and some fish, and even overcoming death. The citizens of Bethlehem can't stop talking about Jesus and his incredible life on earth. Families will be amazed at the authentic, multisensory experiences they'll find in this village.

Families first visit The Stable, where they'll all experience an engaging, 20-minute program together. They'll actively participate in this fun and lighthearted retelling of the Christmas story. Then they'll spend the next 40 to 60 minutes exploring Bethlehem, visiting the shops, and engaging in fun and meaningful activities at their own pace.

Kids and families will feel right at home in Bethlehem thanks to the warm greeting they will receive from your team. Your volunteers will do more than help families have fun; they'll also share miraculous news—**Jesus is with us!**

Thanks for committing your time and talents to making The Miracle of Jesus a reality for families in your church and community. Ready to get started? Here we go!



The Miracle of Jesus at a Glance

Later in this guide, we'll go into greater detail about what's needed as far as casting, program supplies, and so on. But for the moment, it will be helpful to you to get a quick overview of what happens at The Miracle of Jesus. As you read this overview, we're sure your creative juices will start flowing!

City Gates

Your Setup Team will have transformed your entrance so it's more than a simple doorway. Adding lighting and simple props will give kids and their families the impression that they're entering the ancient village of Bethlehem, where the residents are celebrating the anniversary of Jesus' miraculous birth. Families are greeted here, and family members each get a scratch-off Map of Bethlehem to use as they chart their Bethlehem adventure.



Village Photographer

Here you'll take a photo of each incoming family or group. Families will get the chance to look the part by putting on costumes for their Bible-times family photos. Be sure to collect contact information at the City Gates so you can mail the photos to families in Follow-Up Foto Frames after the event.



The Stable

What really happened the night Jesus was born? How did God's Son end up in a smelly place for animals? Who got to see the baby King? Families first stop at The Stable to find these answers and more. They'll participate in a 20-minute mini-drama to discover the true miracle of Christmas. We recommend having all families enjoy this experience together before moving on to the other stations, although it may work best for your church to have the drama take place several times throughout the event.



The Miracle of Jesus Marketplace

Kids and their families will experience an amazing and thought-provoking Christmas journey as they travel through the stations at The Miracle of Jesus. They can meander together from station to station in the Bethlehem marketplace in any sequence. Families will visit the following stations, led by Bible-times Station Leaders:

Bethlehem Bakery

Families will make tasty treats and discover how Jesus fed thousands using just a few loaves of bread and fish!



Fisher's Pier

Families will catch and customize fish and hear how Jesus made the ultimate catch of the day!

Spice Shoppe

Families will prepare their own frankincense-filled Keepsake Spice Bottles and discover how wise men brought spices for the baby King. They'll also hear how Jesus' friends later used spices to prepare his body at his death.



Toy Shoppe

Kids and their families will experience what it's like to be a child in ancient Bethlehem. They'll use Air-Dry Clay to make toys, then play a game as they hear how Jesus saved the life of a child who had died.

Wool Trader

A friendly shepherd will help family members use wool yarn and paint to decorate their very own Miracle of Jesus Ornaments! Families will discover why some people call Jesus "The Lamb of God."





Overview

What, Where, Who

Ready to dive in? First, let's cover the *what*, *where*, and *who* you need to make The Miracle of Jesus an event to remember!



What You'll Need:

The Miracle of Jesus Leader and Program Resources

First, check out what's inside your starter kit!

- **Director Guide** gives you everything you need to know to make your event a success. (You're reading it now!)
- **Setup Guide** provides space layout and decorating ideas and makes event setup easy.
- **Experience Guide** contains scripts for volunteers onstage and at shops, station supply lists, and tips for *really* bringing the miraculous Christmas story to life.
- **Outreach & Hospitality Guide** offers ideas and advice for spreading the word about the event and welcoming families that come.
- **The Miracle of Jesus Media Pack** includes two discs:

The Miracle of Jesus Media DVD provides

- ✦ a Promo Video to get everyone excited about The Miracle of Jesus.
- ✦ "Silent Night" and "Go, Tell It on the Mountain" music videos. Families will sing along to these songs during the interactive program in The Stable.
- ✦ "Shepherds' Story" video from the *Friends With God Story Bible*. You'll share this video during the interactive program in The Stable.

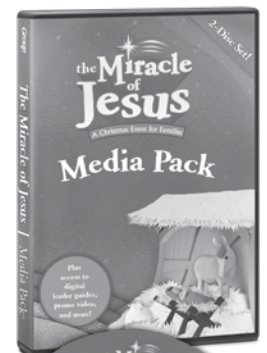


The Miracle of Jesus Graphics & Other Goodies disc contains

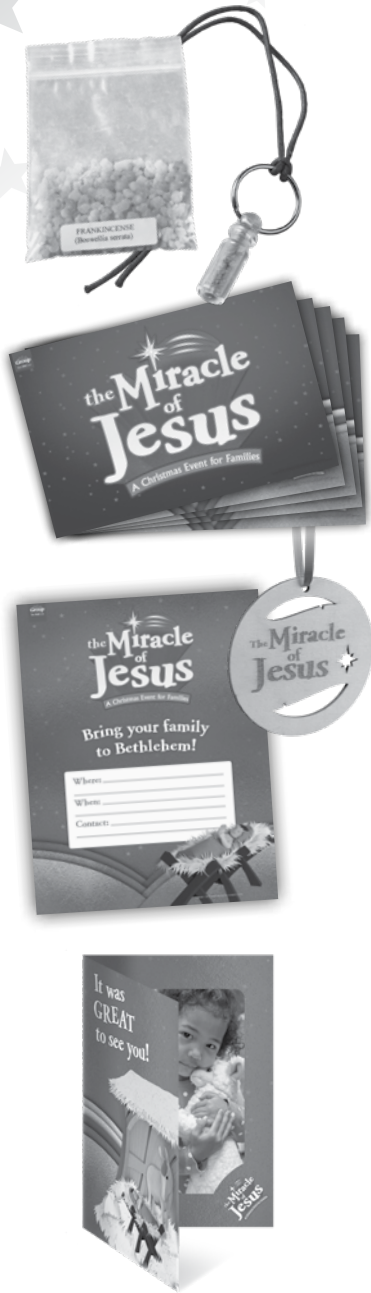
- ✦ the Master Supply List, planning timelines, volunteer role descriptions, and more resources to help make your job easy.
- ✦ reproducible high-quality forms, signs, and editable publicity materials.

Plus! The media pack includes a download code for accessing digital versions of the Promo Video, music videos, Shepherds' Story video, and leader guides.

Your kit also includes various samples of these Miracle of Jesus items for use during the program:

- **Map of Bethlehem**—Each family member receives a scratch-off Map of Bethlehem at the City Gates. Families use a coin to scratch off the mystery mark before they leave each station. Plus, families can explore The Miracle of Jesus at home with the six at-home experiences on the back of the map.
- **Wooden Fish Craft**—Family members will enjoy catching and then decorating their very own wooden fish at the Fisher's Pier.





- **Keepsake Spice Bottle**—These necklaces allow family members to take a piece of the Bethlehem Spice Shoppe home with them! The bottles hold spices like those given to the baby King.
- **Frankincense**—At the Bethlehem Spice Shoppe, families will crush this special spice to place in the Keepsake Spice Bottles.
- **Air-Dry Clay**—At the Toy Shoppe, families will delight at shaping this soft stuff into toys of all shapes and sizes.
- **Miracle of Jesus Ornament**—Families will decorate these keepsake ornaments and add yarn from the Wool Trader to prepare to hang the ornaments on their Christmas trees!
- **Miracle of Jesus Publicity Posters**—Get the word out throughout your community with these inviting, eye-catching posters. Just add your church's name, address, and date, and you'll give everyone a chance to experience an unforgettable Miracle of Jesus event.
- **Miracle of Jesus Station Posters**—Guide families through each station experience with these large, eye-catching posters that serve as the introduction to each station.
- **Follow-Up Foto Frame**—Use these handy frames to send pictures to families that attend your event.

You'll also find a Master Supply List on the Graphics & Other Goodies disc in your Miracle of Jesus kit.

Insider Tip

We've gathered some quick and easy decorating items that are available at group.com. We've outlined decorating ideas in the Setup Guide, and decorating resources are included on the order form in your kit.

Where to Have It:

The Perfect Space for The Miracle of Jesus

The Miracle of Jesus is an interactive program that happens in one large room. Setup is simple! You just need a stage at one end of the room where The Stable cast members bring the Christmas story to life. Then you'll set up five stations around the back and sides of the room, where families will mingle and explore experiences after the show. You'll also need registration and family photo areas to welcome families when they first arrive.

Choosing Your Location

The Miracle of Jesus works best in a fellowship hall or multipurpose room with lots of space for an interactive program and multiple stations.

- If your space doesn't have a stage, you'll need to designate a front of the room and perhaps build a small stage to elevate The Stable cast members so everyone can see. Set up rows of chairs where families will sit in the stable, or spread out blankets for families to find a comfy spot on the floor.
- Be sure to assess sound system capabilities in your multipurpose space and arrange for a portable sound system to be set up if necessary. You'll need multimedia screens to show the three videos.
- You could host The Stable portion of the event in a large room, like a sanctuary or auditorium, and then set up stations in a series of classrooms. Just keep in mind that hallways may become congested as kids and families move from room to room. Move furniture and clear rooms to ensure safety, and make sure your team knows fire code regulations for maximum room occupancy and doesn't exceed them.

Thinking Ahead

If you've hosted similar events in the past, expect growth. Learn from your previous events, and plan for more families than before. If you've never hosted an event like this, think big! It's better to have too many seats and supplies than not enough. Preregistration may help, too, so check out the registration section later in this guide.

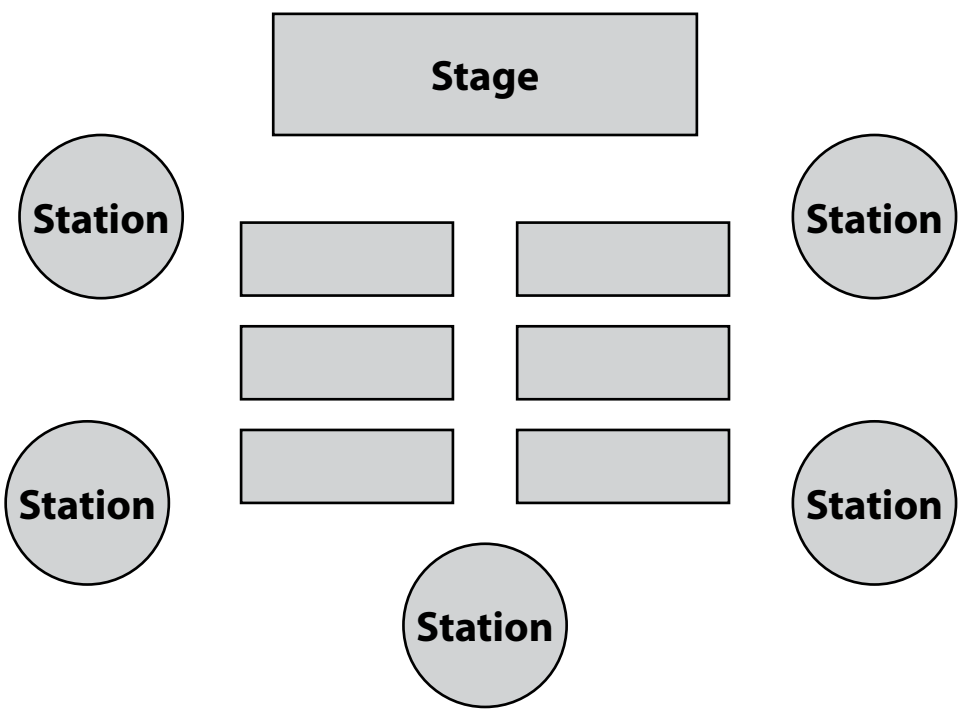
Insider Tip

When designing your City Gates area, designate one table for preregistered families. Since you'll already have their contact information, that line will move along quickly. Placing registration forms on clipboards will allow walk-ins to complete forms while they're in line. The Outreach & Hospitality Guide contains more tips and ideas for welcoming families.

Arranging Your Space

Since families start by participating in an interactive program at The Stable, you'll want to set up chairs or place blankets where people will sit. Then set up the Bethlehem Shoppes around the perimeter of your room.

We recommend covering the tables with supplies in your Bethlehem marketplace with tablecloths at the beginning of your event. Then have Station Leaders remove them at the end of the 20-minute program in The Stable. That way, all eyes will be on The Stable for the duration of the program.



Who Makes It Happen: The Miracle of Jesus Leadership Team

Surround yourself with three volunteer leaders who will help make The Miracle of Jesus happen. Recruit an Outreach & Hospitality Leader, a Setup Leader, and an Experience Leader, and give each Leader the appropriate guide included in your Starter Kit.

Miracle of Jesus Director

(That's you!)

- Casts vision for the event
- Recruits three key Leaders
- Coordinates efforts
- Creates the budget
- Serves as the primary contact person
- Manages preregistrations
- Orders The Miracle of Jesus items from group.com

Experience Leader

- Recruits The Stable cast members
- Recruits Station Leaders to host the Bethlehem shops
- Distributes station scripts
- Coordinates props and costumes
- Preps and distributes all station supplies

Setup Leader

- Recruits Setup volunteers
- Designs and decorates the event space
- Manages setup and table arrangement
- Manages tear-down
- Oversees selection and storage of reusable materials

Outreach & Hospitality Leader

- Responsible for City Gates and Village Photographer areas
- Recruits Outreach & Hospitality volunteers
- Publicizes the event to families inside and outside your church
- Leads after-event follow-up

Insider Tip

Teamwork makes all the difference! Find Volunteer Recruitment and Training resources on the Graphics & Other Goodies disc in your Miracle of Jesus kit.