
















BURGER KING 20/20 GARDEN GRILL INTERIOR

INTERIOR LIGHT FIXTURE SCHEDULE

STANDARD TRELLIS (6"x 6")					
TYPE	VENDOR	CATALOG No.	WATTAGE	COLOR TEMP	REMARKS
A		BK304 & SP305-18-60D-927-03	10	2700	SHAKER PENDANT LAMP
		LED EDISON STYLE 10 WATT			
B		BK305 & LED 8W EDISON INCANDESCENT	6	2700K	BRONZE CAGE PENDANT LIGHT
		LED CLEAR ANTIQUE STYLE 6 WATT			
B1		BK305 & LED 8W EDISON INCANDESCENT	6	2700K	BRONZE CAGE WALL SCONCE LIGHT
		LED CLEAR ANTIQUE STYLE 6 WATT			
C6w		LR6-10L-30K-120V-A-DR-RC6-12W-GU24	12.5	3000	6" DIAMETER, WHITE, RECESSED DOWN LIGHT
		SLSDBXQL-LB6LEDA30KWH	14	3000	
		LCD6 13 LED 30 48 UE TR6RL HAZ WH	13	3000	
		SP34505-930-6-WWH	11	3000	
		VO-DL-6WW20-8SE26-11D-WHITE	18	3500	
		EWRR61130W-L7	11	3000	
D6w		LE6C-GU24W-RR6-GU24	12	3000	6" DIAMETER, WHITE, RECESSED DOWN LIGHT & WALL WASHER
		PDL6KADJ-LED-07-30-120-PDL6KADJHSGNC	14	3000	
		VO-DL-6WW13-90K90A	13	3000	
		SP34506-27K-6WWH	11	3000	
		EWRR6A1030W/	10	3000	
		RE00L3KNBZ	10	2700	TRACK LIGHT
E					
F (OPT 1)		PR1-BBD35A16SSM06	49	3500	FLUXWERK- 8', 12' OR 16' ALUMINUM FINISH
F (OPT 2)		SCG-CM-BL-GU24-CRG-800L-30K-120V-GU24CTGA			WHITE PENDANT LIGHT
		LBC6CM-LB6LEDA1030KWH	12	3000	
		EWLBCG	12	3000	
		SP34378B-9-F1-SSN	10	3000	2" DIAMETER DOWN LIGHT, SATIN NICKEL FINISH
		D2LUNA20930A3CSNP0BK0P	9	3000	
G					
G1		SP34378A-930-F1-SN	10	3000	2" DIAMETER WALL WASHER, SATIN NICKEL FINISH
		D2LUN200930A3CSNP0BK0D	9	3000	
I		CL-E-TFA04A-24R-40N	42	4000	1. TO BE USED IN KITCHEN
		LJT24-40-MLG-FSA12-EU-C388	45	4000	2. 2x4 RECESSED
		SFP24 LED 50 UE DIM 40	50	4000	
		VO-PL-2XWW4-60	60	4000	
		EWMLP24EP4841	48	4100	
		CL-E-TR14L12404U	42	3500	
J		LJT14-35LWG-FSA12-EDU-C388	27	3500	1. FOR REMODELS ONLY
		SFP14 LED 40 UE DIM 35 FK14	40	3500	2. TO BE USED IN RESTROOMS
		VO-PL-2XWW2-36	36	3000	3. 1x4 RECESSED
		EWMLP22EP3535	36	3500	
		EM22RWH	11		EMERGENCY LIGHT
		CU2	1	3000	
PG		LTEMWH	(2) 1 LED		
		VO-EM	2	5000	
		EWCU2	1	3000	
		EXDMBRWH	11		EXIT / EMERGENCY LIGHT
		CCRRC	4		
		LPRXRUWBWHD11R	(2) 1 LED		
EM		VO-EMX-R1	2	5000	
		EWCCR	4	3000	
		WS4-50L-57K-10V-FD	55	5300	TO BE USED IN WALK IN BOX ONLY
		LXEM4-50ML-RFA-EU	53	5000	
		EG34SLEDHOCWUE	52	5300	
		VO-TF-14W	32	5000	
WIB		EWMLD-LSV2XT8USE4806	36		

CONTACT INFORMATION			
CREE STEVE FRIEDMAN 847-830-1444 steve.friedman@cree.com	HERMITAGE "MASTER CONSOLIDATOR" WYATT CULVER 615-843-3379 wyatt@hlg.co	ENERGYWISE JENNIFER WADDICK 877-225-1336 jennifer@energywisemail.com	JUNO / ACUITY BRANDS BRETT D KINZLER o 847-813-8350 m 847-312-1578 brett.kinzler@acuitybrands.com
SECURITY LIGHTING ERIC HILLESLAND 630-636-8493 quotations@securitylighting.com	NAUTICAL FURNISHINGS MICHAEL HOGLUND 954-771-1100 mhoglund@nauticalfurnishings.com	VaOpto ERIC DE RAMOS 702-517-5789 eric@vaopto.com	ZANIBONI LIGHTING JENNIFER MORRIS 727-213-0410 southeastusa@zanibonilighting.com
LSI CURT GOOD 404-655-8440 curt.good@lsi-industries.com			

NOTES	
1. NOT ALL LIGHT FIXTURES TYPES SHOWN ON SCHEDULE MAY BE USED ON THIS PROJECT. REFER TO LIGHTING PLAN FOR PROJECT SPECIFIC TYPES AND QUANTITIES.	
2. PENDANT FIXTURES "A" MUST BE CENTERED OVER TABLE TOPS. COORDINATE WITH DÉCOR DRAWINGS.	
3. EXCEPT FOR DROPPED CEILING OPTION, ALL LIGHT FIXTURES IN DINING ROOM AREA & RESTROOM CORRIDOR ARE TO BE SUPPORTED FROM EXPOSED ROOF TRUSSES.	
4. CONTRACTOR TO NOTIFY LIGHTING SUPPLIER OF THE FOLLOWING: FIXTURE TYPES "C" AND "D" WILL BE REQUIRED TO BE LENS AT THE LOCATIONS OVER THE SERVICE AREA AND OVER THE SELF-SERVE DRINK AREA. FIXTURE TYPE "I" WILL REQUIRE A LENS OR TUBE GUARD AT THOSE LOCATIONS.	

Burger King Restaurant
MERIDIAN, MS 200021: BK#A35542:
GARDEN GRILL
2413 N HILL ST
EHW