

FURNITURE SCHEDULE

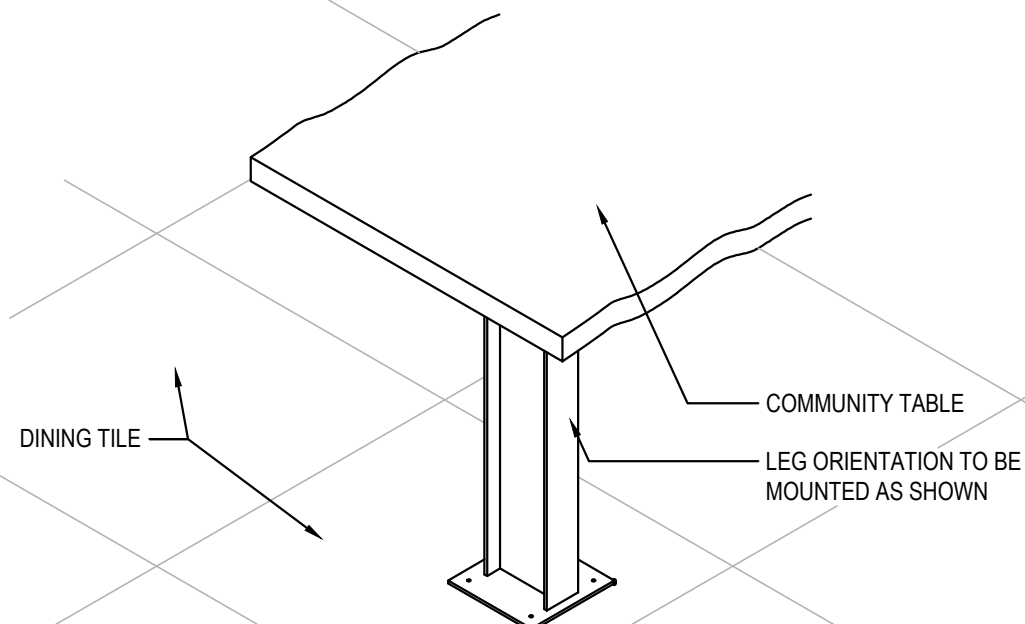
Item Code	Type	Material		L x W x H
T-E1a1	COMMUNITY TABLE	QUARTZ - CORIAN LONDON SKY - COREDRILL	PANDA VENDOR	6'-0" L X 28" W X 34" H
T-E1a2	COMMUNITY TABLE	QUARTZ - CORIAN LONDON SKY - COREDRILL	PANDA VENDOR	6'-0" L X 28" W X 34" H
T-E1a3	COMMUNITY TABLE	QUARTZ - CORIAN LONDON SKY - COREDRILL	PANDA VENDOR	10'-0" L X 28" W X 34" H
T-B3b3	4 TOP TABLE	QUARTZ - CORIAN BROADWAY BLACK - COREDRILL	PANDA VENDOR	48" W X 24" D X 30" H
T-B4a1	42" ROUND TABLE	QUARTZ - CORIAN LONDON SKY - COREDRILL	PANDA VENDOR	42" DIA. X 34" H
T-B4d1	30" ROUND TABLE	QUARTZ - CORIAN LONDON SKY - COREDRILL	PANDA VENDOR	30" DIA. X 34" H
T-C1b3	4 TOP TABLE	LAMINATE W/ METAL EDGE BARRIQUE OAK - MOVEABLE BASE	PANDA VENDOR	48" W X 24" D X 30" H
T-C1b3	2 TOP TABLE	LAMINATE W/ METAL EDGE BARRIQUE OAK - MOVEABLE BASE	PANDA VENDOR	21" W X 24" D X 30" H
C-A4a	A-FRAME SINGLE BOOTH	OAK / CYPRUS / BARRAS	PANDA VENDOR	41" W X 23" D X 17" H
C-A4b	A-FRAME SINGLE BOOTH	OAK / CYPRUS / BARRAS	PANDA VENDOR	41" W X 23" D X 17" H
C-A4c	A-FRAME SINGLE BOOTH	OAK / CYPRUS / BARRAS	PANDA VENDOR	59" W X 23" D X 17" H
C-A4d	A-FRAME DOUBLE BOOTH	OAK / CYPRUS / BARRAS	PANDA VENDOR	41" W X 23" D X 17" H
B-S1a	1-BEAM BASE 34" H	HOT ROLL STEEL W/ LOW GLOSS CLEAR COAT	PANDA VENDOR	FOR 34" H TABLE
B-S2a	2" FREE STANDING CRISS CROSS		PANDA VENDOR	FOR 30" ROUND TABLE
B-S2b	2" FREE STANDING CRISS CROSS		PANDA VENDOR	FOR 21" X 24" TABLE
B-S3a	2" BOLT DOWN		PANDA VENDOR	FOR 30" H TABLE
B-S4a	2" CORE DRILL		PANDA VENDOR	FOR 30" H TABLE
B-S5a	SIT DOWN BASE		PANDA VENDOR	FOR 34" H LEDGE TABLE
B-B1	SPECIAL BRACKETS		PANDA VENDOR	FOR MODESTY PANEL
F-B1	TRASH LINER W/ CASTERS		PANDA VENDOR	
F-A4c	LEFT BROOM HOLDER	OAK W/ LONDON SKY TOP	PANDA VENDOR	20" W X 27" D X 48" H
F-A4d	RIGHT BROOM HOLDER	OAK W/ LONDON SKY TOP	PANDA VENDOR	20" W X 27" D X 48" H
D-S1	FREE STANDING SHELF	WOOD SHELF W/ METAL FRAME	PANDA VENDOR	30" W X 12" W 66" H
D-S2	FREE STANDING SHELF	WOOD SHELF W/ METAL FRAME	PANDA VENDOR	22" W X 12" W 72" H

CHAIR SCHEDULE

Item Code	Type	Material		L x W x H
OAK PALLET				
C22	PANDA COUNTER STOOL - NO BACK	OAK (PREFERRED STOOL)	PANDA VENDOR	22" H
C1d1	PANDA DINING CHAIR W/ BACK	OAK	PANDA VENDOR	18" H
OUTDOOR FURNITURE & ARCH. ELEMENTS				
OC1	OUTDOOR CHAIR		PANDA VENDOR	22-7/8" x 22-1/2" x 35-3/8" / (17-3/8")
OT1	4 TOP OUTDOOR TABLE		PANDA VENDOR	48" x 24" x 30"
OT2	4 TOP OUTDOOR TABLE (ADA)		PANDA VENDOR	48" x 24" x 30"
OT3	2 TOP OUTDOOR TABLE		PANDA VENDOR	24" x 24" x 30"
OW1	OUTDOOR WASTE BIN		PANDA VENDOR	23" x 23-1/4" x 44-5/8"
OW2	OUTDOOR WASTE BIN	ALUMINUM	PANDA VENDOR	22-1/2" x 22-1/2" x 45"
F5a	UMBRELLA & BASE (7')	TOP: SUNBRELLA, CANVAS, JOCKEY RED POLE: ALUM. MAINE SATIN WOODZED BASE: 24" DIA. 75LB GALV. STEEL BASE	TUUCI	7' HEX x 96" H
F5b	SINGLE POST PYRAMID UMBRELLA (12)	TOP: FABRIC TOP, PVC 502 FERRARI PRECONTRACT POLE: 6" DIA. 150 LB TUBING BASE: 8" SQ. PLATE ON CONC. FOOTING SEE DETAIL	USA SHADE	12' SQ. x 10' 5-12"/H

NOTE:

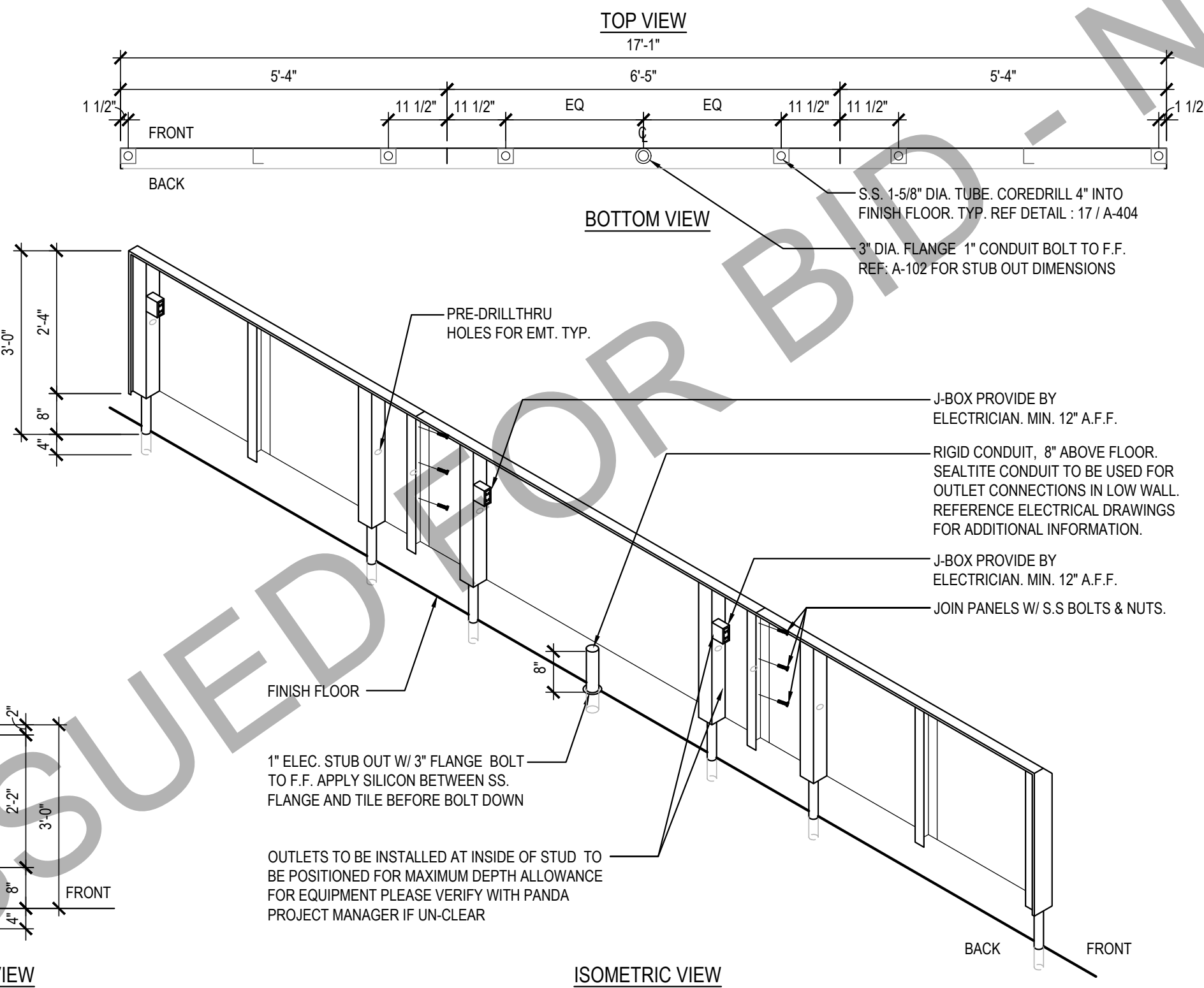
PANDA TEAM TO SELECT CHAIR PALLET WITH MANUFACTURER



COMMUNITY TABLE ISOMETRIC

Scale= 3/4" = 1'-0"

A-109



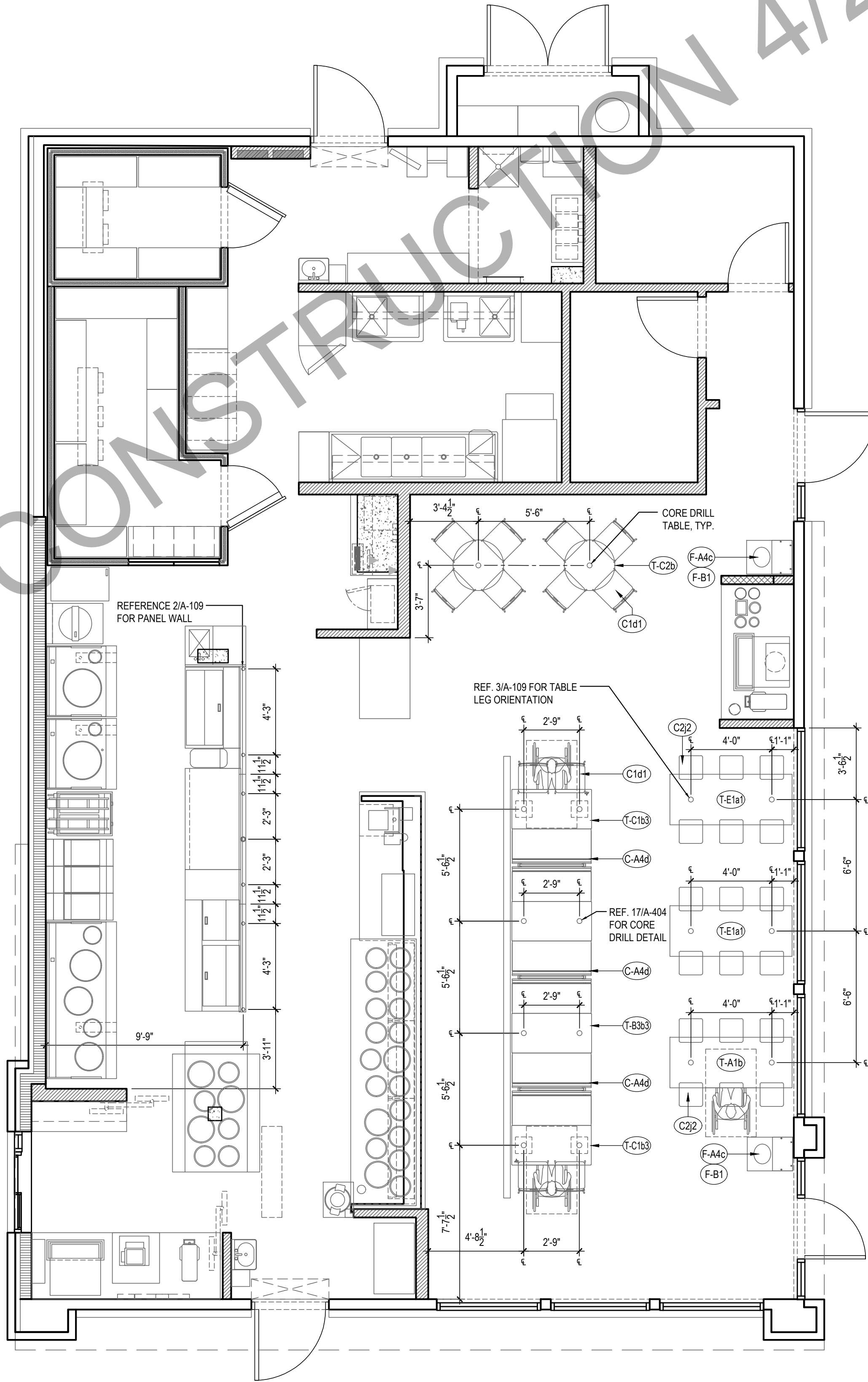
STAINLESS STEEL OUTLET PANEL

2

Scale= NTS

A-109

NOTE:
DIMENSIONS ARE FROM INTERIOR WALL.
REFER TO VENDOR PACKET FOR
ADDITIONAL FURNITURE INFORMATION.
FINAL CORE DRILL LOCATIONS FOR
FURNITURE / EQUIPMENT SHALL BE
VERIFIED WITH PANDA EXPRESS
DESIGN MANAGER PRIOR TO DRILLING.



FURNITURE LOCATION PLAN

1

Scale= 1/4" = 1'-0"

A-109



PANDA RESTAURANT GROUP INC.
1683 Walnut Grove Ave.
Rosemead, California
91770
Telephone: 626.799.9898
Facsimile: 626.372.8288

All ideas, designs, arrangement and plans indicated or represented by this drawing are the property of Panda Express Inc. and were created for use on this specific project. None of these ideas, designs, arrangements or plans may be used by or disclosed to any person, firm, or corporation without the written permission of Panda Express Inc.

REVISIONS:

08.19.21 OWNER CHANGES

ISSUE DATE:

1 03.04.2022 ISSUE FOR PERMIT

DRAWN BY: JDV

PANDA PROJECT #: - S8-22-D8698
C&P PROJECT #: - 2210806



2600 Maitland Center Parkway
Suite #200
Maitland, FL 32751
P (407) 661-9100
F (407) 661-9101
c-p.com

03.04.2022



PANDA EXPRESS

TRUE WARM AND WELCOME 2200
3030 DERITA ROAD
CONCORD, NC 28027

A-109

FURNITURE PLAN

TRUE WARM & WELCOME 2200 R4