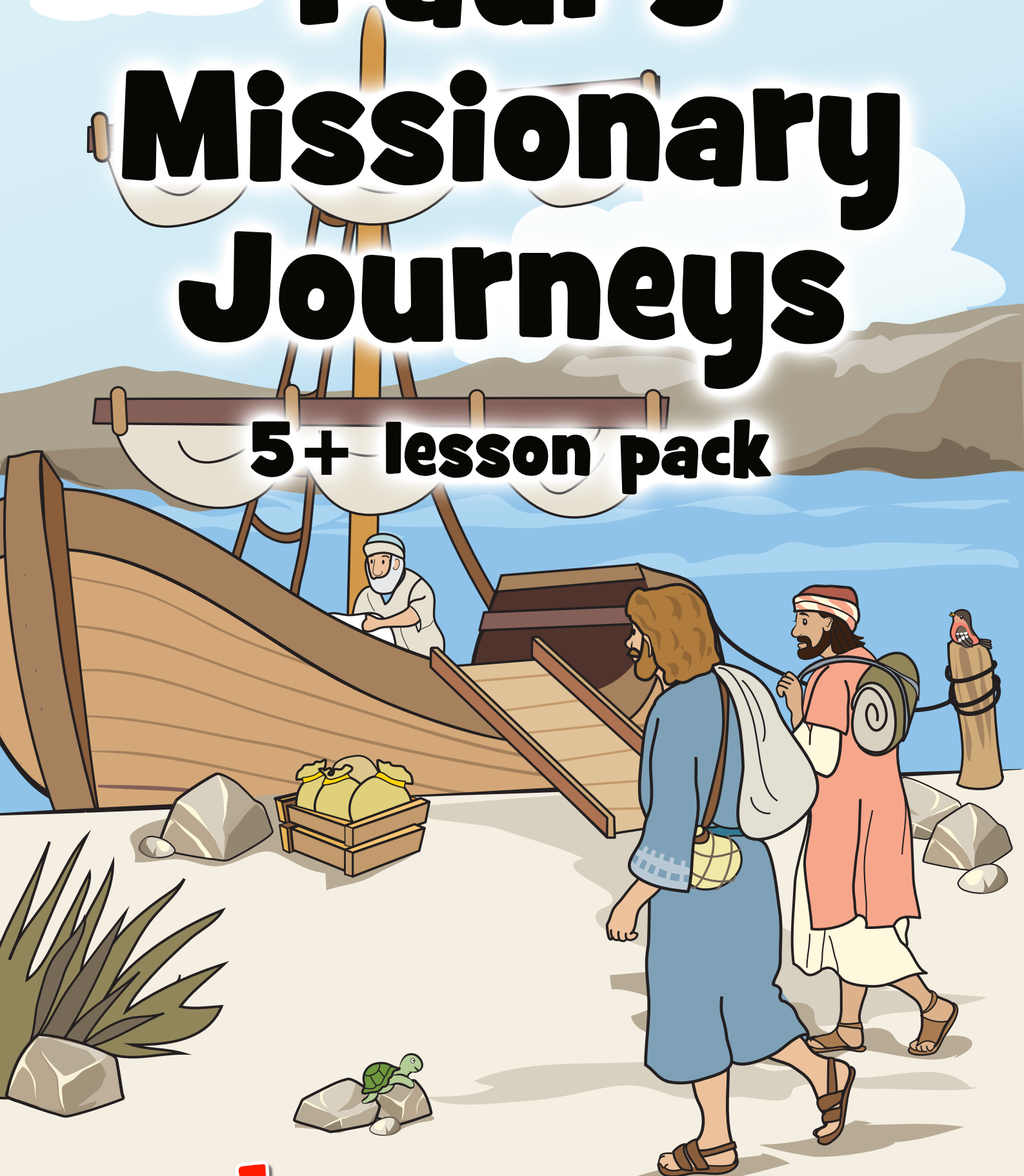


Paul's Missionary Journeys

5+ lesson pack



TRUEWAY KIDS.COM

Introduction

After Paul was saved, he wanted to tell everyone about the wonderful things the Lord had done for him. He took long journeys to tell others the Good News. One part of his missionary journeys is told about in Acts 13.

Key Points:

- We should tell others the Gospel.
- God will save people from every tribe, tongue, people, and nation.
- God is happy when we share the Good News.

Lesson guide

Paul went on missionary trips far from his home, and he told others about Jesus. Today, there are still missionaries who take the Gospel to other lands. Using an atlas (many Bibles have one in the back), trace Paul's route. Talk about a long trip you might have taken. Explain that in Paul's day, they didn't have planes or cars. Think about different types of transportation he might have used. You may even mention methods and ask the child if they think that mode of transportation existed in Paul's day.

Place clear plastic over the atlas and draw on a simple route of squares over the path of one of Paul's journeys. On cards, draw pictures of the methods of transportation Paul might have used and assign values. E.g. the boat might be four moves and walking one. Play a simple game.

Another game would be to hide various objects around the house. These objects can be flags, dolls, photos, or something similar to represent different countries. Create simple cards with a cross or some other drawing to represent the good news. Tell the child to carry the Gospel to the lost. Each time they find a object (country), they should place a paper representing the Gospel on it. Celebrate when they reach the last country with their message.

Talk about good news that has happened in your lives, such as the birth of a child or an exciting birthday gift. People are happy to share about good things that have happened to them with other people. God is happy when we share His good news with others.

The Bible says that people of every tribe, tongue, people, and nation will come to faith in Jesus. It doesn't matter what people look like, what language they speak, where they live, or what they eat. Jesus said all different kinds of people will be in heaven. Create an around-the-world menu for a special lunch or dinner. Begin in your own country, and choose a dish to make from each of the next continents. For example, someone in Europe might make a familiar dish for the appetizer, an Asian dish for the main, and an American dessert. You may also choose to make one recipe from each continent or simply make dishes from one particular country (not your own).

If you don't wish to create the meal, you may create an around-the-world verse decoration. Choose a verse that is important to your family. Print or write it in your own language. Look up the verse in different languages and copy them. You may attach them to a string in the order the countries appear on the globe or glue them to a world map over the countries they are from. Talk about how the Bible has been translated into many different languages, often by missionaries.


Paul's Missionary Journeys



At the Antioch church, people had gathered to pray and worship God. While they were fasting and praying, the Holy Spirit said, “Set apart Barnabas and Saul for the work I have planned for them to do.”

The church did as the Holy Spirit had commanded. After praying and laying their hands on Saul and Barnabas, they sent them on their way.

Saul and Barnabas began to travel and preach Jesus.



Paul and Barnabas began to preach in the Jewish Synagogues but then continued preaching the word wherever they went. Many heard and believed.

Everywhere people believed. they chose men to lead the churches. They prayed for these men and committed them to God.

One night, Paul had a special dream. A Macedonian stood on the far shore and called across the sea, "Come over to Macedonia and help us!"

Macedonia was part of Europe. Paul was willing to go wherever God wanted him to go. He knew the Gospel was for all people.



Paul sailed straight across until he arrived in the city of Philippi. It was major city of that district of Macedonia and a Roman colony.

On the Sabbath Paul went to the outskirts the city to a riverbank. He sat down to speak with some women who had gathered there. They had gone to the river to pray.

One of the women was Lydia, a businesswoman who sold expensive purple cloth.

When Lydia heard about Jesus, she believed. Everyone in her household was

baptised.

Paul continued to travel wherever God lead Him.

He visited Thessalonica, Berea, Athens, Corinth, Syria, Ephesus, and many more places preaching the Gospel.



His trips were not all easy. He faced many difficulties along the way, but He never gave up to follow God and telling others about Jesus.

Roll a dice and race around the world



Match and name the continents



Africa

Europe

Asia

North America

South America

Oceania

Paul's Missionary Journeys

Who joined Paul on his first missionary trip?

A) Peter B) Andrew C) Barnabas

Where did Paul and Barnabas begin to preach?

A) Jewish Synagogues B) Castles C) City centres

Where was the man from in Paul's dream?

A) Rome B) Macedonia C) Egypt

What colour cloth did Lydia sell?

A) Purple B) Blue C) Pink

Where did Paul meet the women praying?

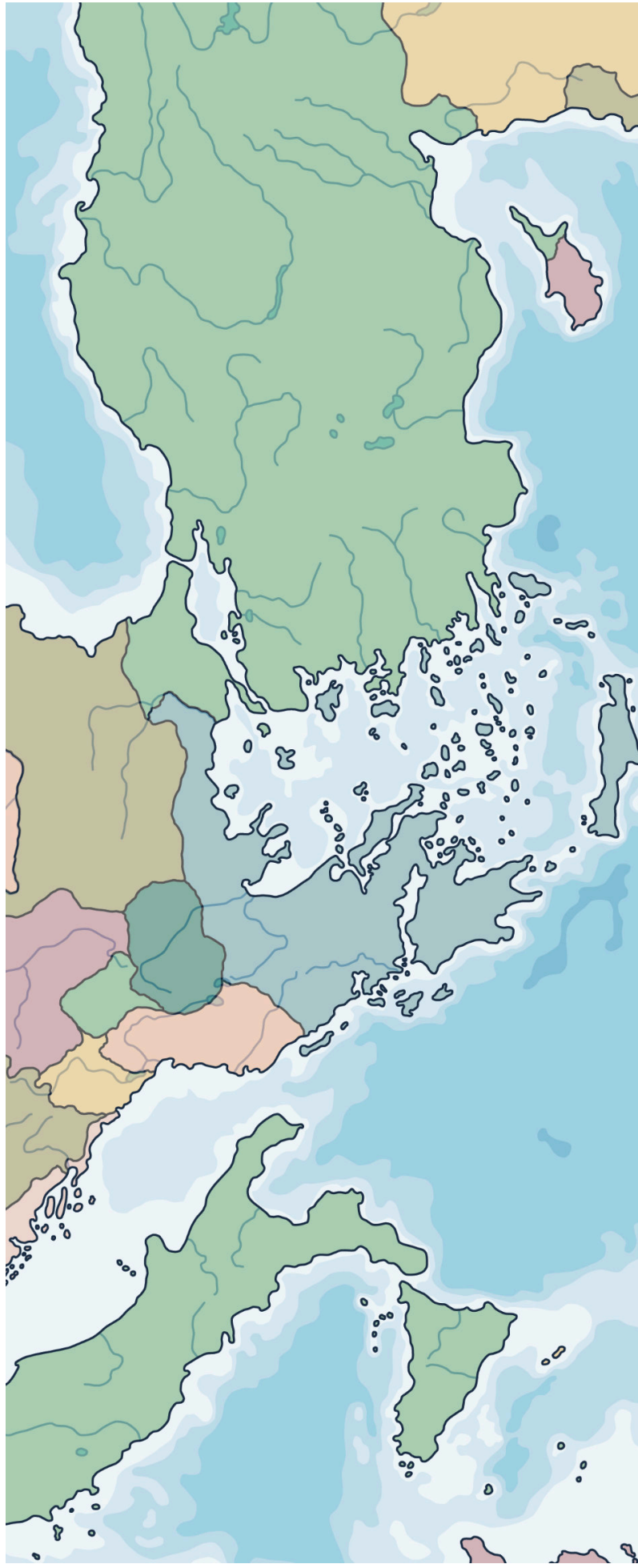
A) At the riverbank B) In a Synagogue C) Up a mountain

Who said to set apart Barnabas and Saul?

A) Peter B) The Holy Spirit C) Barnabas



Use a Bible map to mark Paul's missionary journeys on the map below.



Write the names of four places Paul visited.



Games and Activities

Support a missionary

Help your children support and pray for a missionary. Your church may well already support a missionary or missionary organisation.

Show photos of the missionaries and read the newsletters to them. Pray together with your child for the missionaries.

Make a money box, where your child can collect some coins to support their work. Encourage your child to make pictures or cards for the missionaries. It will really bless and encourage them on the mission field.



Experiment with various natural dyes

Lydia was a seller of purple cloth. Flowers, berries, herbs, plants and even nuts can all be used to make various colours. A purple dye can be made using blackberries (rather than snail shells like in Lydia's day).

Wear rubber gloves not to stain your skin. Crush the various items to make a dye. Add drops of water as required and paint onto white fabric or paper and allow to soak.

If you have extra time, try making a Tie-Dye.



I went on a journey and I saw...

Sit children in a circle. You can even play this game with two people.

The first player says, "I went on a journey, and I saw (ITEM 1),"

The second player must then say, "I went on a journey and I saw (ITEM 1) and (ITEM 2)."

Each player adds one new item.

Children must remember all previous items and add their own. If they forget any, they are out of the game.



Go into all the world




What you need:

Template page (on card for best results),
Colouring pencils,
Scissors,
Split pin.

What to do:



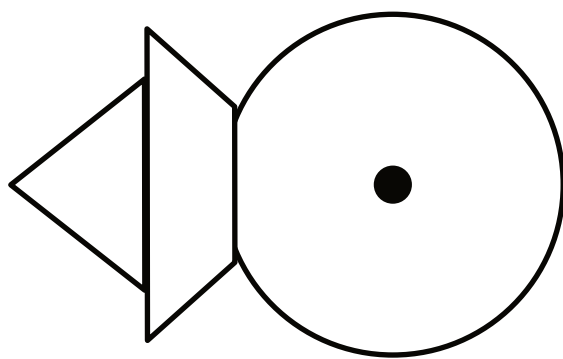
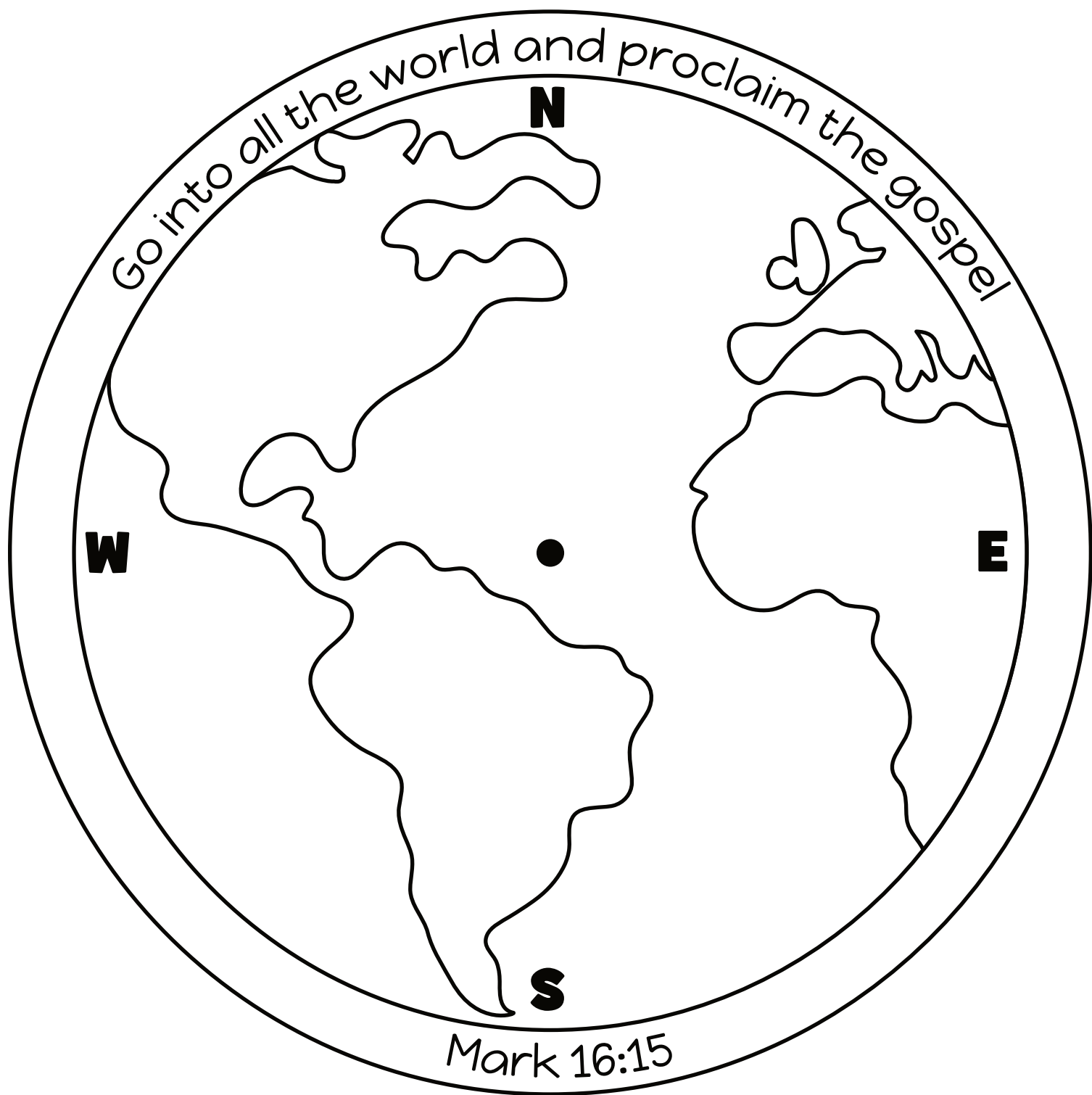
Colour the template pages




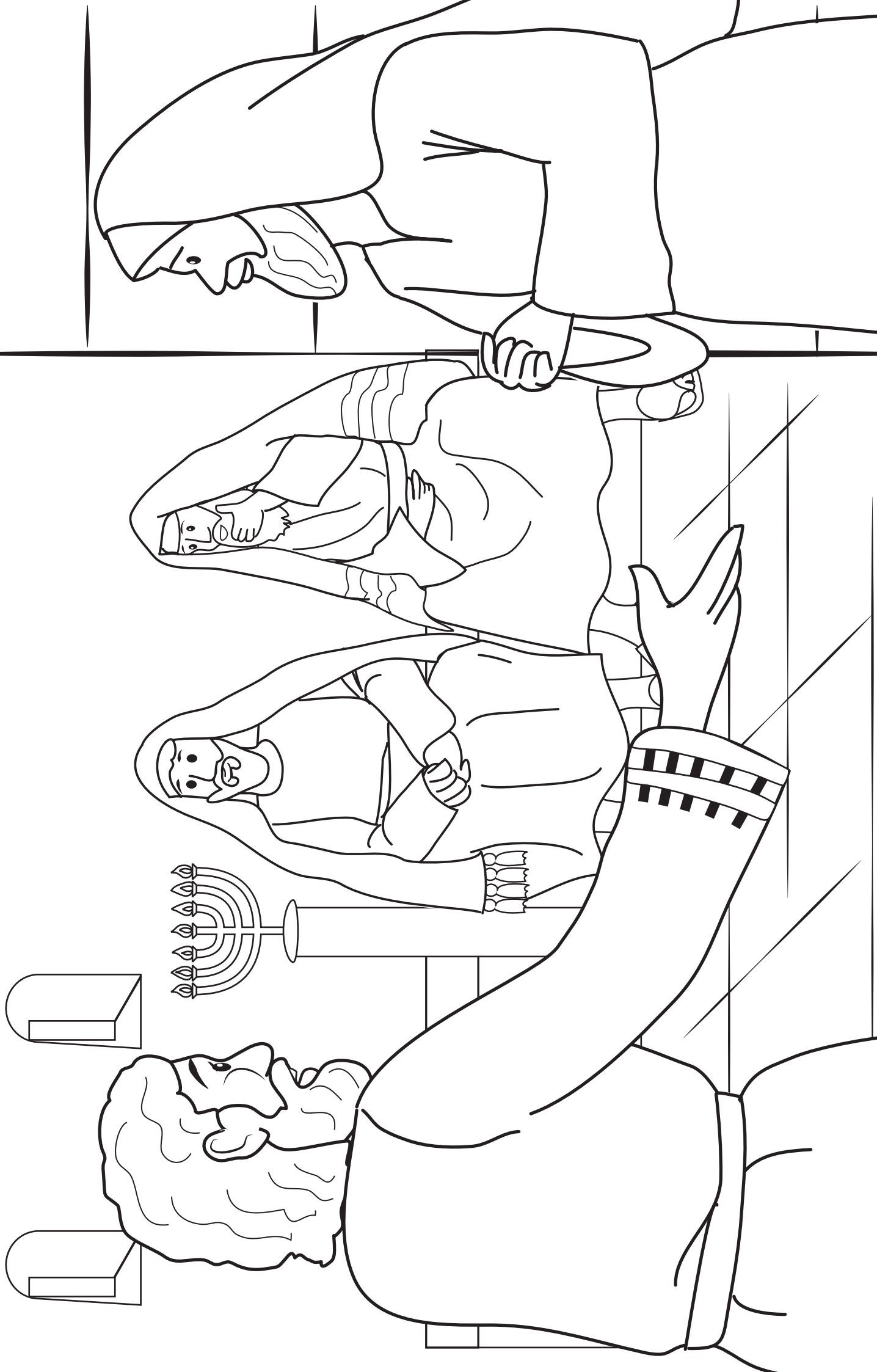
Cut out the world and boat section.



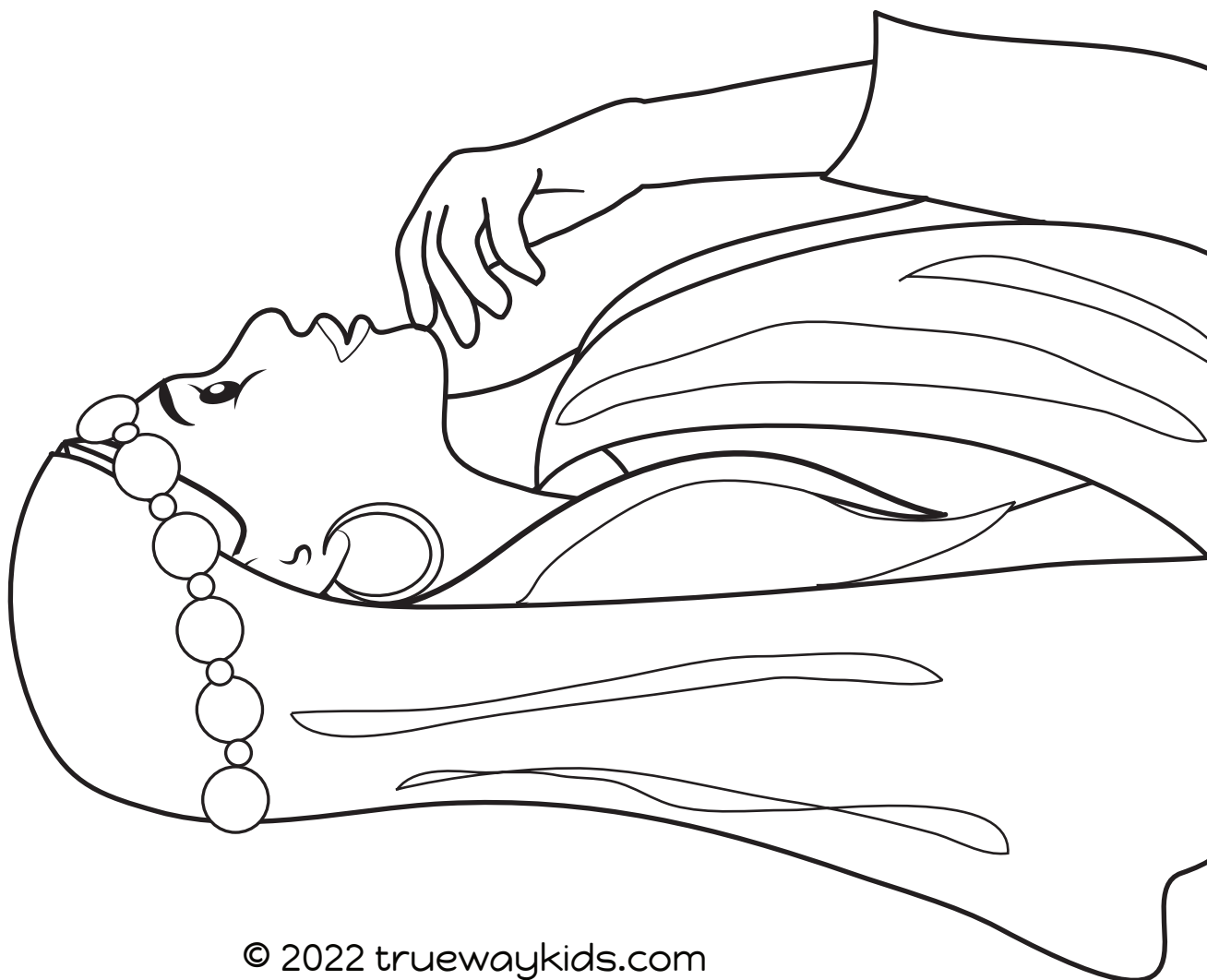
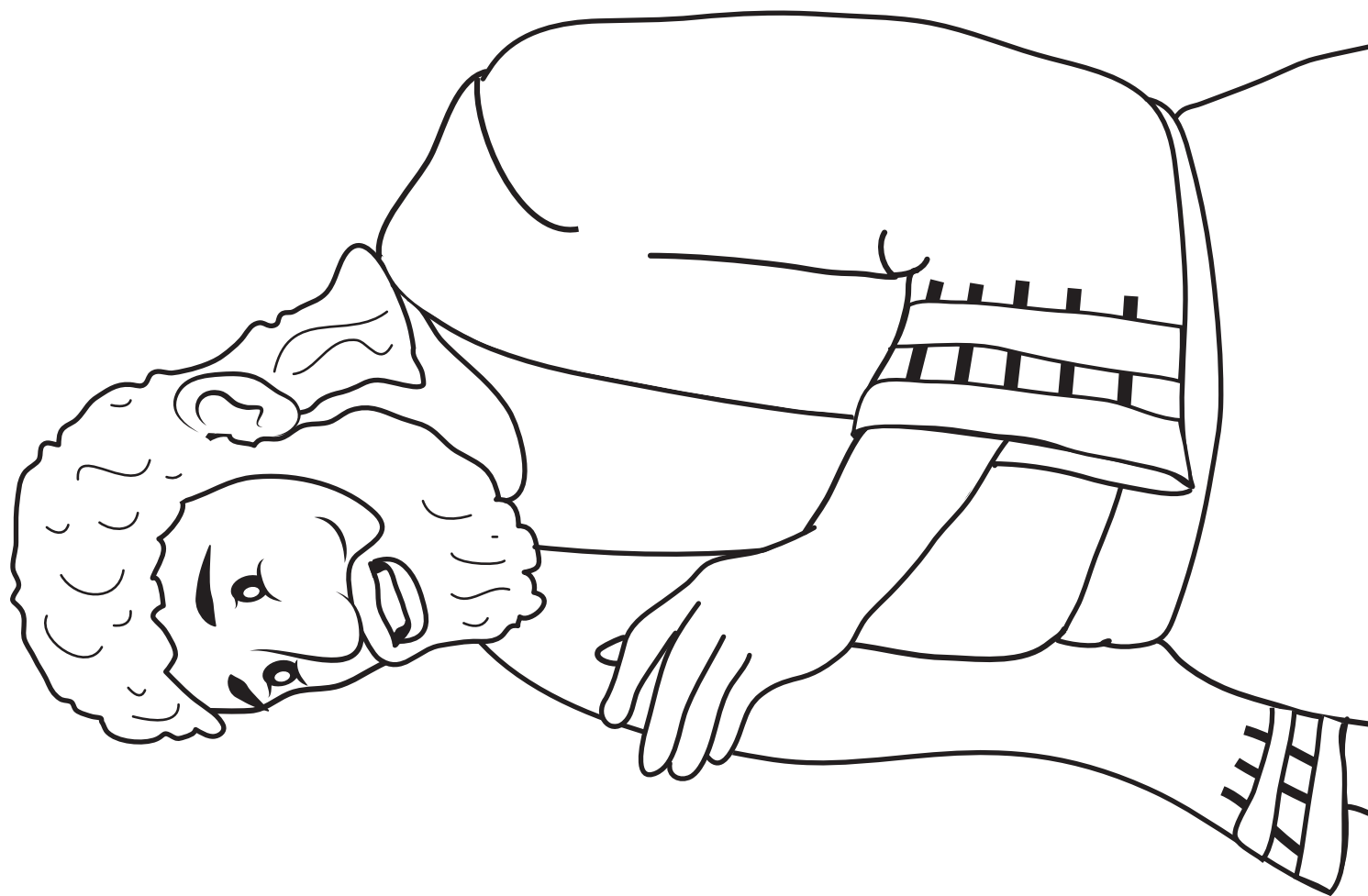
Fix together with split pin.











Worship Time

Recommend worship songs. Not produced by Trueway Kids. YouTube Videos to be used for personal use only.

Go into the world - Bible song for kids

<https://youtu.be/cb90qJw7ctM>

Go and Make Disciples

<https://youtu.be/G0JeVbd5KHM>

Go Into All the World / Mark 16:15

<https://youtu.be/t7VZA-2M7lc>



Prayer

Pray and thank God that He cares for people from all different places.

Ask Him to help you spread the Gospel to others.

Next Week

Paul and Silas in Jail

If you haven't already done so, sign up to receive future lesson by email.

truewaykids.com/subscribe/

